

- Pedestrian Areas**
- Walkways**
- Building Entrances**
- Parking Lots**
- Shopping Malls**
- Landscape Areas**



AA-30/AA-31



AA-130/AA-131

Specifications



Certifications ETL and CETL listed for wet location. Meets IP65 standard.

Housing The housing shall be constructed of heavy duty cast aluminum with a minimum 3/16" wall thickness.

Shade The shade shall be constructed of heavy duty cast aluminum with a minimum 3/16" wall thickness.

Mounting Detail The fixture arm shall internally slip fit a 3" or 4" O.D. pole. Consult Factory for other pole sizes.

The Arm Mount (AM) brackets shall externally slip fit a 3" or 4" O.D. pole. Consult Factory for other pole sizes.

The pendant mounted option (P) is supported by an aluminum pipe 1" O.D. (specify length) with a hang straight bracket (max. 25° slope) attached with two 3/8" bolts on a 5-3/4" bolt circle and a canopy for mounting over a recessed 4" square junction box.

Ballast The ballast shall be readily accessible, removable and insulated. The fixture is to be pre-wired and electronically tested before shipment.

Lens The lens shall be opal acrylic for wide angle light distribution


Lamp Holder The standard lamp holder shall be 4KV pulse rated medium base, for HID and Incandescent lamp sources.

Hardware All exposed hardware shall be stainless steel.

Finish BK-BZ-WH-GR-GY-NA are thermoset polyester powder coat. Custom color available upon request.

AA

PROJECT
FIXTURE TYPE
CATALOG#

 Some luminaires use fluorescent or high intensity discharge (HID) lamps that contain small amounts of mercury. Such lamps are labeled "Contains Mercury" and/or with the symbol "Hg." Lamps that contain mercury must be disposed of in accordance with local requirements. Information regarding lamp recycling and disposal can be found at www.lamprecycle.org

AA-130/AA-131

AA-30/AA-31

Product Order Guide

Series	Max Watts	Lamp Type	Voltage ¹	Finish ²	Options
AA-30/AA-130	26 CFT	CFT	120	BK Black	WM Wall Mount
	32 CFT	CFT	208	BZ Bronze	P ³ Specify Pendant Length
	42 CFT	CFT	240	WH White	AM2180 ⁴ Pole adaptor 2 @ 180°
	50 MH	E17	277	GR Green	AM2180 ⁴ Pole adaptor 2 @ 180°
	70 MH	E17		NA Natural Aluminum	AM3120 ⁴ Pole adaptor 3 @ 120°
	100 MH	E17		GY Gray	AM490 ⁴ Pole adaptor 4 @ 90°
	50 HPS	E17		CC Custom Color	S4 4" Internal Slip Fitter
	70 HPS	E17			S3 3" Internal Slip Fitter
	AA-31/AA-131	150 HPS	E17		
	150 MH	E17			

¹ Consult factory for other voltages.

² Thermoset polyester powder coat standard. Custom colors available on request.

³ Specify pendant length in inches or mm.

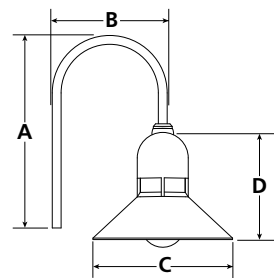
⁴ Specify pole size.

Note: E17 Lamps 150W and below are medium base
CFT=triple bias

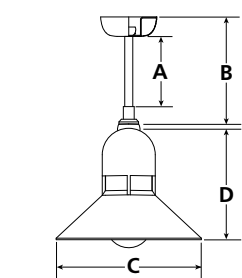
Example: AA-30-100MH-E17-277-BK-WM

Luminaire Dimensions

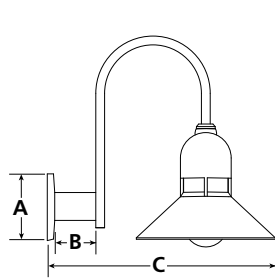
Luminaire	A		B		C		D		EPA	Weight	
	Inch	mm	Inch	mm	Inch	mm	Inch	mm		lbs.	kg
AA-30	35.00	889	17.50	445	21.00	533	13.00	330	0.94	26	11.8
AA-30-WM	11.00	279	7.00	178	35.75	908			1.27	32	14.5
AA-30-P	13.25	337	17.00	432	21.00	533	13.00	330	0.96	29	13.2
AA-30-AM2180	32.67	830	38.00	965	40.25	1022			2.44	60	27.2
AA-31	32.67	830	19.50	495	23.69	602	16.16	410	1.37	42	19.1
AA-31-WM	11.00	279	7.00	178	39.30	998			1.70	48	21.8
AA-31-P	13.25	337	17.00	432	23.69	602	16.16	410	1.52	45	20.4
AA-31-AM2180	35.00	889	42.00	1037	42.75	1086			3.30	94	42.6
AA-130	35.00	889	17.50	445	21.00	533	15.00	381	1.02	30	13.6
AA-130-WM	11.00	279	7.00	178	35.75	908			1.35	36	16.3
AA-130-P	13.25	337	17.00	432	21.00	533	15.00	381	1.17	33	15.0
AA-130-AM2180	32.67	830	38.00	965	40.25	1022			2.60	68	30.8
AA-131	32.67	830	19.50	495	23.69	602	18.19	462	1.46	50	22.7
AA-131-WM	11.00	279	7.00	178	39.30	998			1.79	56	25.4
AA-131-P	13.25	337	17.00	432	23.69	602	18.19	462	1.61	53	24.0
AA-131-AM2180	35.00	889	42.00	1037	42.75	1086			3.48	110	49.9



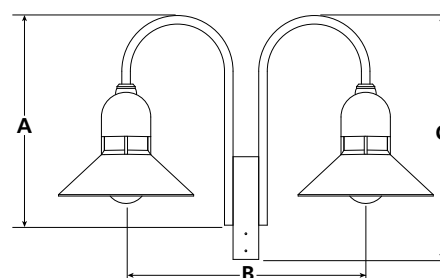
AA-130/AA-131



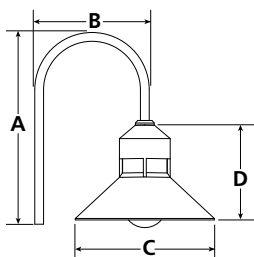
AA-130-P13.25"/AA-131-P13.25"



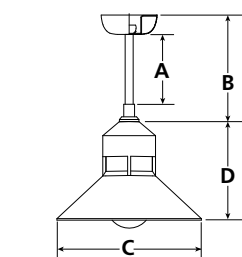
AA-130-WM/AA-131-WM



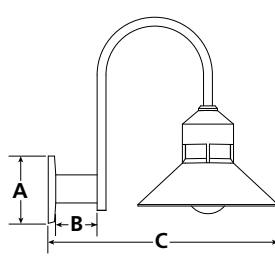
AA-130-AM2180/AA-131-AM2180



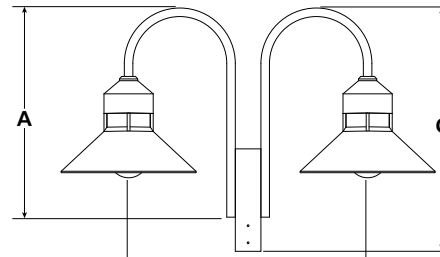
AA-30/AA-31



AA-30-P13.25"/AA-31-P13.25"



AA-30-WM/AA-31-WM



AA-30-AM2180/AA-31-AM2180