

### Specification Grade

Landscape Accent

Facade Lighting

Sign Accent

Building Accent

Wall Wash




### Specifications



- Certifications** UL listed to U.S. and Canadian safety stands for wet locations
- Fixture Housing** Single piece extruded aluminum with aluminum glare shield and round die-cast, aluminum end caps.
- Lens/Lens Frame** 1/8" clear acrylic. Lens bracket is one-piece aluminum extrusion. Integral hinge pivots lens bracket down for easy removal of the lens and relamping.
- Reflector** Formed hammertone aluminum.
- Lamp Holder** Fluorescent bases are high temperature plastic.
- Ballast** Ballasts are high power factor electronic.
- Options** Stanchion mount, cylindrical J-box, and cylindrical J-box with button photocell.
- Mounting Detail** The FL-14 Knuckle is field adjustable up to 60° back tilt. Swivel arm with locking teeth provides tilt adjustment by tightening one stainless steel recessed screw. Lateral adjustment swivel arm for easy mounting on an additional box for added support. Swivel arms include 1/2" N.P.T. male thread for mounting.
- Finish** BK-BZ-WH are thermoset polyester powder coat. VR finish is hand-rubbed over a black thermoset polyester powder coat. Custom color available upon request.
- Warning** Fixtures aimed downward must be protected from rain and sprinklers.

<b>PROJECT</b>
<b>FIXTURE TYPE</b>
<b>CATALOG#</b>

 Some luminaires use fluorescent or high intensity discharge (HID) lamps that contain small amounts of mercury. Such lamps are labeled "Contains Mercury" and/or with the symbol "Hg." Lamps that contain mercury must be disposed of in accordance with local requirements. Information regarding lamp recycling and disposal can be found at [www.lamprecycle.org](http://www.lamprecycle.org)

### Product Order Guide

Series	Mounting Type	Max Watts	Lamp Type	Min Start Temp.	Voltage	Finish <sup>2</sup>	Options
FL-14	K	50 FL	Biax	32°F	120	BK Black	JBC <sup>3</sup> Junction box cylindrical
		(2)40 FL	Biax	50°F	277	BZ Bronze	JBCP1 <sup>3</sup> Junction box cylindrical
		(2)40 FL CW <sup>4</sup>	Biax	-20°F		WH White	120V button photocell
		(2)50 FL	Biax	32°F		VR Verde	JBCP2 <sup>3</sup> Junction box cylindrical
						CC Custom Color	277V button photocell
							WCM <sup>3</sup> Wall or canopy mount
							SM18 <sup>3</sup> Stanchion mount 18"

1 Fluorescent lamp base options: 40W PL-L 2G11, 50W PL-L 2G11.

2 Consult factory for other colors and voltages.

3 (2) support devices required.

4 Cold Weather.

### Example: FL-14-K-50FL-Biax-120-BK-JBC

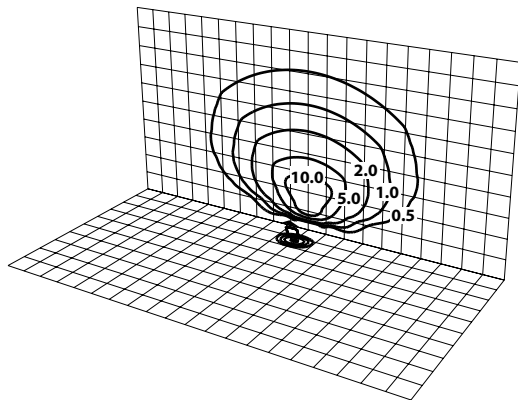
### Photometric Data

FL-14-50FL

4300 Initial Lumens

1.0 ft. Mounting Height, 3 ft. back, 20° tilt

2.0 ft. grid, Value in footcandles

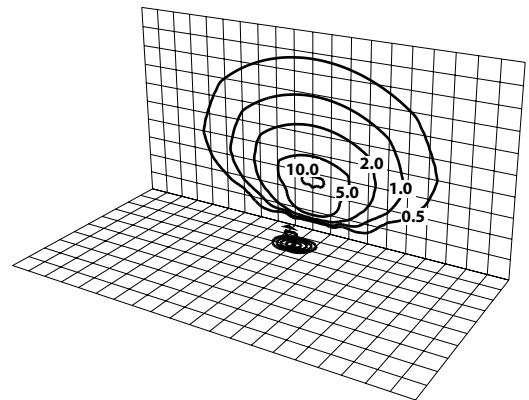


FL-14-2-50FL

4300 Initial Lumens

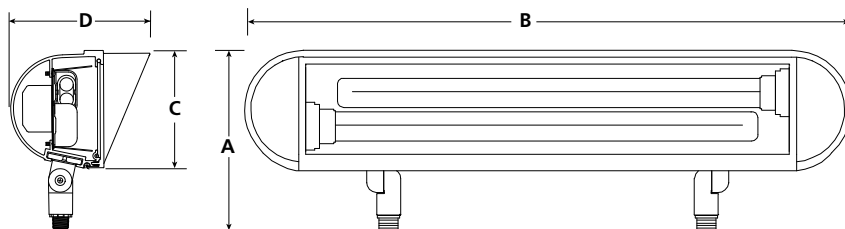
1.0 ft. Mounting Height, 4 ft. back, 20° tilt

2.0 ft. grid, Value in footcandles



### Luminaire Dimensions

Luminaire	A		B		C		D		Weight	
	Inch	mm	Inch	mm	Inch	mm	Inch	mm	lbs.	kg
FL-14	9.00	229	30.75	781	6.00	152	7.00	178	14	6.4
JBC	5.75	146	3.00	76	n/a	n/a	n/a	n/a	1.0	0.5
WCM	3.80	97	3.00	76	n/a	n/a	n/a	n/a	1.0	0.5
SM18	18.00	457	3.00	76	n/a	n/a	n/a	n/a	2.5	1.1



FL-14

